



**QK950BPQ**

ALUMINUM CHAIR FRAME, FLIP-UP AND HEIGHT-ADJUSTABLE INCLINED ARMREST, DETACHABLE FOOTREST, SOLID CASTOR, QUICK RELEASE PU REAR WHEEL, CARRYING WHEEL AND ANTI-TIPPERS, AN GLE-ADJUSTABLE FOOTPLATE, LOCKING DRUM BRAKE.



**QK208LAPQ**

ALUMINUM CHAIR FRAME, DROP-BACK HANDLE, FLIP-UP ARMREST, DETACHABLE FOOTREST, SOLID CASTOR, QUICK RELEASE PU REAR WHEEL, WITH CARRYING WHEEL WITH UNITED BRAKE.



**Q K 868L**

ALUMINUM CHAIR FRAME FIXED ARMREST FIXED FOOTREST 24" PU REAR WHEEL



**Q K 985L**

ALUMINUM FRAME, FLIP-UP DESK ARMREST, FIXED FOOTREST, SOLID CASTOR, PU REAR WHEEL



**QK957LQ**

ALUMINUM CHAIR FRAME, FLIP-UP AND HEIGHT-ADJUSTABLE INCLINED ARMREST, DETACHABLE FOOTREST, SOLID CASTOR, QUICK RELEASE PU REAR WHEEL, CARRYING WHEEL AND ANTI-TIPPERS.



**QK903L**

ALUMINUM FRAME, FLIP-UP DESK ARMREST, DETACHABLE FOOTREST, SOLID CASTOR, QUICK RELEASE PU REAR WHEEL.



**QK869L**

ALUMINUM LIGHT WEIGHT CHAIR FRAME, FIXED ARMREST, FIXED FOOTREST, SOLID CASTOR, PU REAR WHEEL, WITH UNITED BRAKE.



**QK872LAJP**

ALUMINUM CHAIR FRAME, DOUBLE CROSS BAR, FIXED ARMREST, FIXED FOOTREST, PU REAR WHEEL, SOLID CASTOR, DROP BACK HANDLE, UNITED BRAKE

MAIN > PARAMETERS (cm)	MODEL NO.										
								(kg)	DIM	NW	TGW
	QK950BPQ	68	46	62	15	49	90	100	77X33X91	17.6	20.3
	QK208LAPQ	92	46	56	15	45	92	100	80X37X94	14.7	16.7
	QK957LQ	63	46	62	15	50	89	100	83X28X91	17.2	19.4
	QK903LQ	64	46	62	15	52	90	100	80X28X91	14.2	16.3

MAIN > PARAMETERS (cm)	MODEL NO.										
								(kg)	DIM	NW	TGW
	QK874LJ	64	46	62	17.5	49	87	100	92X28X89	12.5	14.5
	QK983L	58	41	58	15	49	87	100	94X28X91	13.1	15.7
	QK869LJ	65.5	46	62	20	51	89	100	103X25X90	12.1	14.5
	QK872LAJP	61	46	51	15	49	92	100	82X28X78	12.3	14



**QK864L**

ALUMINUM LIGHT WEIGHT CHAIR FRAME, FIXED ARMREST, FIXED FOOTREST, SOLID CASTOR, PU REAR WHEEL.



**QK907LABJ**

ALUMINUM CHAIR FRAME, FLIP-UP INCLINED ARMREST, DETACHABLE FOOTREST, SOLID CASTOR, PU MAG REAR WHEEL, DROP BACK HANDLE.



**QK805LABJ**

ALUMINUM LIGHT WEIGHT CHAIR FRAME, FIXED ARMREST, FLIP UP FOOTREST, SOLID CASTOR, PU REAR WHEEL, DROP BACK HANDLE, WITH UNITED BRAKE.



**QK804LABJP**

TRANSIT WHEELCHAIR, ALUMINUM LIGHT WEIGHT CHAIR FRAME, 8" PU MAG REAR WHEEL, 5" FRONT CASTOR, FLIP-UP ARMREST, DROP BACK HANDLE, WITH UNITED BRAKE AND SEAT BELT.



**QK872LJ**

ALUMINUM LIGHT WEIGHT CHAIR FRAME, FIXED ARMREST, FIXED FOOTREST, SOLID CASTOR, PU MAG REAR WHEEL, DROP BACK HANDLE, LOCKING UNITED BRAKE.



**QK870LAJ**

ALUMINUM LIGHT WEIGHT CHAIR FRAME, FIXED ARMREST, FIXED FOOTREST, SOLID CASTOR, PU REAR WHEEL, DROP BACK HANDLE, WITH UNITED BRAKE.



**QK9001L**

TRANSIT WHEELCHAIR, ALUMINUM LIGHT WEIGHT CHAIR FRAME, 6" SOLID MAG REAR WHEEL, 5" FRONT CASTOR, FLIP-UP ARMREST, WITH UNITED BRAKE AND SEAT BELT.



**QK908LJ**

ALUMINUM FRAME, FLIP-UP DESK ARMREST, DETACHABLE FOOTREST, SOLID CASTOR, PU REAR WHEEL, WITH UNITED BRAKE.

MAIN > PARAMETERS (cm)	MODEL NO.	□	□	⊙	⊙	⊙	⊙	⊙	⊙	⊙	⊙
		67	46	62	20	48	89	100	94X28X92	12.8	15
	QK907LABJ	62	46	38	15	50	89	100	78X28X76	13.9	15.9
	QK872LJ	58	46	30	15	48	94	100	74X28X75	10.6	13.3
	QK870LAJ	69	46	40	20	48	89	100	80X28X76	12.5	14.5

MAIN > PARAMETERS (cm)	MODEL NO.	□	□	⊙	⊙	⊙	⊙	⊙	⊙	⊙	⊙
		59	46	31	15	49	90	100	71X25X76	9.6	11.22
	QK804LABJP	45 <td>37</td> <td>20</td> <td>12.5</td> <td>45</td> <td>89</td> <td>100</td> <td>75X25X66</td> <td>7.2</td> <td>9.4</td>	37	20	12.5	45	89	100	75X25X66	7.2	9.4
	QK9001L	51 <td>38</td> <td>15</td> <td>12.5</td> <td>45</td> <td>88</td> <td>100</td> <td>48X34X66</td> <td>6.9</td> <td>9.1</td>	38	15	12.5	45	88	100	48X34X66	6.9	9.1
	QK908LJ	62 <td>46</td> <td>58</td> <td>15</td> <td>50</td> <td>89</td> <td>100</td> <td>80X28X90</td> <td>13.6</td> <td>16.3</td>	46	58	15	50	89	100	80X28X90	13.6	16.3



**QK863**

ALUMINUM LIGHT WEIGHT CHAIR FRAME, DROP-BACK HANDLE, FIXED ARMREST, FLIP-UP FOOTPLATE, SOLID CASTOR, PU REAR WHEEL, WITH UNITED BRAKE.



**QK871LBJ**

ALUMINUM LIGHT WEIGHT CHAIR FRAME, FIXED ARMREST & FOOTREST, SOLID CASTOR, PNEUMATIC MAG REAR WHEEL WITH UNITED BRAKE.



**QK980LA-35**

PEDIATRIC WHEELCHAIR ALUMINUM CHAIR FRAME, FLIP-UP ARMREST, FIXED FOOTREST, SOLID CASTOR, PU REAR WHEEL, DROP BACK HANDLE.



**QK980LA-30**

PEDIATRIC WHEELCHAIR ALUMINUM CHAIR FRAME, FLIP-UP ARMREST, FIXED FOOTREST, SOLID CASTOR, PU REAR WHEEL, DROP BACK HANDLE.



**QK976LABJ-8**

ALUMINUM LIGHT WEIGHT CHAIR FRAME, FIXED ARMREST, DETACHABLE FOOTREST, PNEUMATIC MAG REAR WHEEL, SOLID CASTOR, DROP BACK HANDLE, WITH UNITED BRAKE.



**QK863LAJPF1-30**

ALUMINUM CHAIR FRAME FIXED ARMREST FIXED FOOTREST FOLDABLE BACK 20° SELF-PROPELLING REAR WHEEL WITH ATTENDANT BRAKES



**QK980LA-46**

ALUMINUM CHAIR FRAME, FLIP-UP ARMREST, FIXED FOOTREST, SOLID CASTOR, PU REAR WHEEL, DROP BACK HANDLE.



**QK976LAB**

ALUMINUM CHAIR FRAME, FIXED ARMREST, DETACHABLE FOOTREST, SOLID CASTOR, SOLID MAG REAR WHEEL, DROP BACK HANDLE.

MAIN > PARAMETERS (cm)	MODEL NO.									
							(kg)			
	QK863LAJ	63	46	51	15	48	91	100	84X31X74	11.8 13.5
	QK871LBJ	54	41	40	15	49	89	100	80X28X90	11.6 13.6
	QK976LABJ-8	55	43	30	20	49	93	100	74X25X78	12.3 13.8
	QK863LAJPF1-30	50	30	51	15	48	86	75	80X30X66	11.2 12.6

MAIN > PARAMETERS (cm)	MODEL NO.									
							(kg)			
	QK980LA-35	52	35	58	15	48	90	75	85X33X73	13 15.5
	QK980LA-30	47	30	53	15	48	90	75	85X33X73	12.5 15
	QK980LA-46	64	46	61	15	51	94	100	94X33X75	14.6 17.6
	QK976LAB	60	46	20	20	52	101	100	74X26X83	10.6 12



**QK951LB**

ALUMINUM CHAIR FRAME FLIP-UP ARMREST, HEIGHT ADJUSTABLE ARMREST PAD DETACHABLE FOOTREST 16" MAG REAR WHEEL WITH ANTI-TIPPERS



**QK804L**

ALUMINUM CHAIR FRAME FLIP-UP ARMREST AND FOOTREST 12" MAG REAR WHEEL WITH HANDLE BRAKE



**QK985LBGY**

ALUMINUM CHAIR FRAME, ADJUSTABLE HEADREST, DETACHABLE ARMREST, FIXED FOOTREST, SOLID CASTOR, PU REAR WHEEL, ADJUSTABLE SEAT ANGLE, SAFETY BELT.



**QK954LGCJF4**

ALUMINUM CHAIR FRAME, RECLINING HIGH BACK, ADJUSTABLE AND DETACHABLE HEADREST, FLIP-UP AND DETACHABLE ARMREST, ELEVATING FOOTREST, SOLID CASTOR PU REAR WHEEL, PLASTIC HAND RIM.



**QK865LABJ-12**

ALUMINUM CHAIR FRAME, FLIP-UP DESK ARMREST, DETACHABLE FOOTREST, SOLID CASTOR, MAG REAR WHEEL, DROP BACK HANDLE, WITH DRUM BRAKE.



**QK863LABJ**

ALUMINUM CHAIR FRAME FIXED ARMREST FLIP-UP FOOTREST FOLDABLE BACK ATTENDANT BRAKE NET WEIGHT IS ONLY 10.6 KG



**QK959LJ**

ALUMINUM FRAME, RECLINING HIGH BACK, ADJUSTABLE SEAT ANGLE, DETACHABLE SEAT AND BACK, SOLID CASTOR, PU MAG REAR WHEEL, SAFETY BELT.



**QK958L**

ALUMINUM CHAIR FRAME, RECLINING HIGH BACK, ADJUSTABLE HEADREST, DETACHABLE ARMREST, ELEVATING FOOTREST, SOLID CASTOR, PU MAG REAR WHEEL, ADJUSTABLE SEAT ANGLE, SAFETY BELT.

MAIN > PARAMETERS (cm)	MODEL NO.	W	D	H	W	H	W	H	W	H	W	H
		(cm)	(cm)	(cm)	(cm)	(cm)	(cm)	(cm)	(cm)	(cm)	(kg)	DIM
	QK951LB	62	46	40	15	50	92	100	78X33X93	14.4	16.4	
	QK606LAY	52	39	30	15	48	89	100	75X25X66	9	10	
	QK865LABJ-12	63	46	40	15	51	91	100	78X28X78	13.7	15.5	
	QK863LABJ	61	46	30	15	49	91	100	70X28X72	10.6	12.4	

MAIN > PARAMETERS (cm)	MODEL NO.	W	D	H	W	H	W	H	W	H	W	H
		(cm)	(cm)	(cm)	(cm)	(cm)	(cm)	(cm)	(cm)	(cm)	(kg)	DIM
	QK985LBGY	52	38-44	40	15	48	97-116	75	84X40X95	18.3	21	
	QK954LGCJF4	68	46	62	20	51	128	100	98X35X89	19.2	22.2	
	QK959LJ	42	30	30	15	49	103	75	80X41X69	18	20.7	
	QK958LBCGPY	52	38-44	38	15	49	96-114	75	77X40X95	21.4	24.3	



**QK954LGC**

ALUMINUM CHAIR FRAME, RECLINING HIGH BACK, ADJUSTABLE AND DETACHABLE HEADREST, DETACHABLE ARMREST, ELEVATING FOOTREST, SOLID CASTOR, PNEUMATIC REAR WHEEL, PLASTIC HAND RIM.



**QK904BJ**

POWDER COATING STEEL FRAME, RECLINING HIGH BACK, ADJUSTABLE AND DETACHABLE HEADREST, DETACHABLE PILLLOW, ADJUSTABLE SEAT ANGLE, HEIGHT ADJUSTABLE ARMREST, ELEVATING FOOTREST, TPR CASTOR, UNITED BRAKE PNEUMATIC MAG REAR WHEEL.  
OPTIONAL ACCESSORIES: NECK CUSHION



**QK110L**

ALUMINUM FRAME, FLIP-UP ARMREST, FLIP-UP FOOTREST, RUBBER FOAM CASTOR AND, REAR WHEEL WITH ADDITIONAL CUSHION, LITHIUM BATTERY,



**QK5200A**

STEEL FUNCTION ELECTRIC WHEELCHAIR, SLOPE CONTROLLER, BRUSHED MOTOR, LEAD-ACID BATTERY, 2X24V250W, 12V12A X 2, TOP SPEED OF 6 KM/H, FRONT WHEEL 8 INCH, REAR WHEEL 12 INCH



**QK903GC**

POWDER COATING STEEL FRAME, RECLINING HIGH BACK, DETACHABLE ARMREST ELEVATING FOOTREST, SOLID CASTOR, SOLID REAR WHEEL.  
OPTIONAL ACCESSORIES: NECK CUSHION



**QK902GC**

POWDER COATING STEEL FRAME, RECLINING HIGH BACK, FLIP UP ARMREST, ELEVATING FOOTREST, SOLID CASTOR, SOLID REAR WHEEL.  
OPTIONAL ACCESSORIES: NECK CUSHION



**QK5100A**

STEEL FUNCTION ELECTRIC WHEELCHAIR, SLOPE CONTROLLER, BRUSHED MOTOR, LEAD-ACID BATTERY, 24V250W, 12V12A X 2, TOP SPEED OF 6 KM PER HOUR, FRONT WHEEL 10 INCH, REAR WHEEL 20 INCH



**QK120**

COMFORTABLE VEHICLE SEAT, ADJUSTABLE BACKREST AND SEAT HEIGHT. FLIP-UP ARMREST. RUBBER FOAM WHEEL, WITH DRIVING LAMP.

MAIN > PARAMETERS (cm)	MODEL NO.									
							(kg)			
	QK954LGC	68	46	62	20	51	128	98X35X89	18	21
	QK904BJ	68	46	62	20	58	121-133	88X64X84	37.7	41.5
	QK903GC	65	46	58	20	51	119	98X35X89	23.9	27.7
	QK902GC	65	46	58	20	50	119	95X34X93	22.32	27.5

MAIN > PARAMETERS (cm)	MODEL NO.															
							(kg)									
	QK110L	60	42	25	17.5	54	99	20	1-6	20AH 200Wx2	4cm	6°	100	79X36X94	35	41.5
	QK120	63	46	26	26	64-70	135	30	1-10	40AH 500W	8cm	8°	125	140X71X79	105.2	131.6



**QK720L-36**

Basketball Guard



**QK723L**



**QK863AJF1**

POWDER COATING FRAME, FIXED ARMREST, FLIP-UP FOOTREST, SOLID CASTOR, PNEUMATIC REAR WHEEL, DROP BACK HANDLE, UNITED BRAKE.



**QK908A**

CHROMED STEEL FRAME, FLIP-UP DESK ARMREST, DETACHABLE FOOTREST, SOLID CASTOR, PNEUMATIC REAR WHEEL, DROP BACK HANDLE.



**QK775L**



**QK776L**



**QK909**

POWDER COATING STEEL FRAME, FLIP-UP DESK ARMREST, DERACHABLE FOOTREST, SOLID CASTOR, SOLID REAR WHEEL.



**QK909B-46**

POWDER COATING STEEL FRAME, FLIP-UP ARMREST, DERACHABLE FOOTREST, SOLID CASTOR, SOLID MAG WHEEL.

MAIN > PARAMETERS (cm)	MODEL NO.	W	D	H	W	H	W	H	W	H	DIM	NW	TGW
	QK720L-36												
	QK721L	59	36	60	10	48	72	100			87X36X73	10.8	13
	QK775L	58	36	60	10	48	72	100			87X36X73	11.6	13.6
	QK776L	60	36	59	10	48	72	100			87X36X73	13	15

MAIN > PARAMETERS (cm)	MODEL NO.	W	D	H	W	H	W	H	W	H	DIM	NW	TGW
	QK863AJF1	63	46	53	15	49	92	100			86X31X76	14.4	16.4
	QK908A	64	46	61.5	15	51	94	100			80X28X78	15.8	18.6
	QK909	63	46	58	20	48	92	100			82X28X93	17.9	20.1
	QK909B-46	63	46	62	20	49	94	100			82X28X95	18.5	20.5



**QK902C**

CHROMED STEEL FRAME, DETACHABLE DESK ARMREST, ELEVATING FOOTREST, TPR CASTOR, PNEUMATIC REAR WHEEL



**QK901B**

POWDER COATING STEEL FRAME, DETACHABLE ARMREST, DETACHABLE FOOTREST, PU CASTOR, PNEUMATIC MAG REAR WHEEL



**QK903**

POWDER COATING STEEL FRAME, DETACHABLE ARMREST, DETACHABLE FOOTREST, SOLID CASTOR, SOLID REAR WHEEL



**QK904B**

POWDER COATING STEEL FRAME, DETACHABLE DESK ARMREST, DETACHABLE FOOTREST, SOLID CASTOR, MAGWHEEL



**QK901**

CHROMED STEEL FRAME, DETACHABLE ARMREST, DETACHABLE FOOTREST, PU CASTOR, PNEUMATIC REAR WHEEL



**QK974-51**

CHROMED STEEL FRAME, 20" SEAT WIDTH, DETACHABLE ARMREST, DETACHABLE FOOTREST, SOLID CASTOR, PNEUMATIC REAR WHEEL



**QK972**

CHROMED STEEL FRAME, FIXED ARMREST, DETACHABLE FOOTREST, SOLID CASTOR, SOLID REAR WHEEL



**QK972B**

POWDER COATING STEEL FRAME, FIXED ARMREST, DETACHABLE FOOTREST, SOLID CASTOR, SOLID MAG REAR WHEEL

MAIN > PARAMETERS (cm)	MODEL NO.									
						(kg)		NW	TGW	
	QK902C	65	46	62	20	51	88	100	80X28X89	19.3 22
	QK901B	64	46	61	20	50	88	100	80X28X89	17.9 22
	QK901	65	46	62	20	51	88	100	80X28X89	17.9 20.4
	QK974-51	73	51	62	20	50	91	125	80X28X91	18.4 21.3

MAIN > PARAMETERS (cm)	MODEL NO.									
							(kg)		NW	TGW
	QK903	65	46	58	20	50	86	100	80X28X89	17.9 20.9
	QK904B	62	46	31	20	50	88	100	71X25X89	14.3 16.4
	QK972	63	46	58	20	49	87	100	80X24X89	17.6 19.2
	QK972B	63	46	62	20	49	89	100	80X25X91	18.3 20



**QK976ABJ-43**

CHROMED STEEL FRAME, FIXED ARMREST, DETACHABLE FOOTREST, DROP BACK HANDLE WITH UNITED BRAKE, SOLID WHEEL.



**QK951B-56**

POWDER COATING STEEL FRAME, 22" SEAT WIDTH, FLIP-UP ARMREST, DETACHABLE FOOTREST, RUBBER FOAM CASTOR, PNEUMATIC MAG REAR WHEEL.



**QK802-35**

CHROMED STEEL FRAME, FIXED ARMREST, FIXED FOOTREST, SOLID CASTOR, SOLID REAR WHEEL.



**QK810Y**

CHROMED STEEL FRAME, DOUBLE CROSS BAR, FIXED ARMREST, FIXED FOOTREST, SOLID CASTOR, SOLID REAR WHEEL, HARD SEAT CUSHION.



**QK874F5**

CHROMED STEEL FRAME, DOUBLE CROSS BAR, FIXED ARMREST, FIXED FOOTREST, SOLID CASTOR, SOLID REAR WHEEL.



**QK863ABJ**

POWDER COATING STEEL FRAME, DOUBLE CROSS BAR, DROP BACK HANDLE, UNITED BRAKE, PNEUMATIC MAG REAR WHEEL, SOLID CASTOR, FIXED ARMREST, FLIP-UP FOOTREST.



**QK809**

CHROMED STEEL FRAME, FIXED ARMREST, FIXED FOOTREST, SOLID CASTOR, SOLID REAR WHEEL.



**QK809B**

CHROMED STEEL FRAME, FIXED ARMREST, FIXED FOOTREST, SOLID CASTOR, SOLID MAG REAR WHEEL.

MAIN > PARAMETERS (cm)	MODEL NO.										
								(kg)	DIM	NW	TGW
	QK976ABJ-43	56	43	20	20	50	96	100	74X26X78	12.9	15.1
	QK951B-56	73	56	62	20	54	93	125	83X33X93	21.5	24.1
	QK874F5	64	46	58	17	48	88	100	94X26X90	16.5	18
	QK863ABJ	63	46	31	15	49	91	100	76X30X76	12.6	14.4

MAIN > PARAMETERS (cm)	MODEL NO.										
								(kg)	DIM	NW	TGW
	QK802-35	55	35	55	15	47	88	75	88X23X89	16	18.5
	QK810Y	66	46	58	20	50	89	100	94X31X94	19.7	22.2
	QK809	64	46	58	20	49	87	100	94X23X89	17.1	19.2
	QK809B	65	46	62	20	49	89	100	94X25X91	17.8	20.4





**QK874A**

CHROMED STEEL FRAME, DOUBLE CROSS BAR, DROP BACK HANDLE, FIXED ARMREST, FIXED FOOTREST, SOLID CASTOR, SOLID REAR WHEEL.



**QK874**

CHROMED STEEL FRAME, DOUBLE CROSS BAR, FIXED ARMREST, FIXED FOOTREST, SOLID CASTOR, SOLID REAR WHEEL.



**QK907BC**

CHROMED STEEL FRAME, DETACHABLE DESK ARMREST, ELEVATING FOOTREST, SOLID CASTOR, PNEUMATIC MAG WHEEL.



**QK875**

POWDER COATING STEEL FRAME, FIXED ARMREST, FIXED FOOTREST, SOLID CASTOR, SOLID REAR WHEEL.



**QK873**

CHROMED STEEL FRAME, POWDER COATING CROSS BAR, FIXED ARMREST, FIXED FOOTREST, SOLID CASTOR, SOLID REAR WHEEL.



**QK869**

POWDER COATING STEEL FRAME, DOUBLE CROSS BAR, FIXED INCLINED ARMREST, FIXED FOOTREST, SOLID CASTOR, SOLID REAR WHEEL.



**QK868**

POWDER COATING STEEL FRAME, DOUBLE CROSS BAR, FIXED ARMREST, FIXED FOOTREST, SOLID CASTOR, SOLID REAR WHEEL.



**QK903B**

POWDER COATING STEEL FRAME DETACHABLE ARMREST DETACHABLE & LENGTH-ADJUSTABLE FOOTREST 24" SOLID MAG WHEEL.

MAIN > PARAMETERS (cm)	MODEL NO.									
						(kg)				
	QK874A	60	41	59	20	47	91	94X28X78	17.4	19.6
	QK874	65	46	58	20	47	92	94X28X93	17.4	20.5
	QK873	64	46	58	20	50	86.5	94X23X89	17	18.9
	QK869X	62	46	59	20	49	87	103X25X89	16.2	19

MAIN > PARAMETERS (cm)	MODEL NO.									
							(kg)			
	QK907BC	58	41	40	20	50	88	73X28X89	17.2	19.7
	QK875	65	46	58	20	50	86.5	94X28X89	15.9	18.6
	QK868	59	46	59	20	47	91	95X27X93	15	17
	QK903B	67	46	62	20	49	91.5	82X31X93	19.4	21.9



**QK608LGCJ**

ALUMINUM CHAIR FRAME, DETACHABLE ARMREST, DETACHABLE ELEVATING FOOTREST, U SHAPE COMMODE SEAT, SOLID REAR WHEEL, SOLID CASTOR.



**QK609GC**

FOLDABLE CHROMED STEEL FRAME, U SHAPE COMMODE SEAT, RECLINING HIGH BACK, DETACHABLE ARMREST AND ELEVATING FOOTREST, SOLID CASTOR AND REAR WHEEL.



**QK609L**

FOLDABLE ALUMINUM CHAIR FRAME, U SHAPE COMMODE SEAT, FIXED ARMREST AND FOOTREST, SOLID CASTOR, SOLID REAR WHEEL.



**QK681**

FOLDABLE CHROMED STEEL FRAME, PLASTIC COMMODE SEAT, FLIP-UP ARMREST AND DETACHABLE FOOTREST, SOLID CASTOR AND SOLID REAR WHEEL.



**QK608GC**

FOLDABLE CHROMED STEEL FRAME, U SHAPE COMMODE SEAT, RECLINING HIGH BACK, DETACHABLE ARMREST AND ELEVATING FOOTREST, SOLID CASTOR AND REAR WHEEL.



**QK609**

FOLDABLE CHROMED STEEL FRAME, U SHAPE COMMODE SEAT, FIXED ARMREST AND FOOTREST, SOLID CASTOR AND REAR WHEEL.



**QK609U**

FOLDABLE CHROMED STEEL FRAME, U SHAPE COMMODE SEAT, FIXED ARMREST AND FOOTREST, SOLID CASTOR AND REAR WHEEL.



**QK691**

POWDER COATING STEEL FRAME, DETACHABLE ARMREST AND FOOTREST, SOLID REAR CASTOR WITH LOCK, PLASTIC COMMODE SEAT.

MAIN > PARAMETERS (cm)	MODEL NO.										
								(kg)	DIM	NW	TGW
	QK608LGCJ	67	46	61	20	50	128	100	97X41X86	21.5	23.5
	QK609GC	64	44	58	20	53	129	100	107X33X78	25.6	29.3
	QK608GC	64	44	58	20	53	129	100	107X33X78	25.6	29.3
	QK608	64	44	58	20	50	87	100	92X29X89	19	21.3

MAIN > PARAMETERS (cm)	MODEL NO.										
								(kg)	DIM	NW	TGW
	QK608L	68.5	46	58	15	51	90	100	94X29X92	15.2	18.9
	QK681	60	45	58	15	53	90	100	75X28X91	19.6	21.4
	QK609U	64	44	58	20	50	87	100	92X29X89	19	21.3
	QK691	55	44	12.5	12.5	51	81	100	54X53X53	12	14



**QK699L**

ALUMINUM COMMODE CHAIR FRAME, FOLDABLE FOOTREST, SOLID WHEELS WITH LOCK, PLASTIC COMMODE SEAT



**QK671L**

ALUMINUM COMMODE CHAIR FRAME, DETACHABLE BACKREST, FOLDABLE FOOTREST, ADJUSTABLE SEAT HEIGHT, SOLID WHEELS WITH LOCK, PLASTIC COMMODE SEAT



**QK692U**

CHROME STEEL FRAME, FOLDING FRAME, FLIP DOWN ARMREST, DETACHABLE FOOTREST, SOLID REAR WHEEL WITH LOCK, PLASTIC COMMODE SEAT



**QK893**



**QK692E**

POWDER COATING STEEL FRAME, FLIP-UP ARMREST, DETACHABLE FOOTREST, SOLID REAR CASTOR WITH LOCK, PLASTIC COMMODE SEAT.



**QK695**

CHROME STEEL FRAME, FLIP DOWN ARMREST, DETACHABLE FOOTREST, SOLID REAR WHEEL WITH LOCK, U SHAPE COMMODE SEAT



**QK8962**



**QK896**

MAIN > PARAMETERS (cm)	MODEL NO.										
		56	45	8	8	46	89	100	49X24X67	8	10
	QK671L	56	46	8	8	54	101-106	150	56X21X62	8	9
	QK692E	55	45	12.5	12.5	54	95	100	56X53X57	10.8	12.8
	QK695	60	44	12.5	12.5	54	95	100	55X32X52	12	14

MAIN > PARAMETERS (cm)	MODEL NO.												
		60	44	12.5	12.5	54	95	100	55X53X52	13	15		
	QK692U	60	44	12.5	12.5	54	95	100	55X53X52	13	15		
	QK893	56	44	47	94	43	38	50X19X75	7.2	1	8.5		
	QK8962	51	41	44-60	76-92	42	33	58X23X78.5	6.8	1	8		
	QK896	52	45	46	85	44	38	86X16X52	8.8	1	9.8		



QK897



QK898



QK890



QK894L



QK8101



QK817



QK810-B



QK894

STEEL FRAME, FOLDABLE COMMODE SEAT.



QK810



QK800

QK696

STEEL FRAME, FOLDABLE COMMODE SEAT WITH FOUR CASTORS.



QK899



QK791L

FOLDABLE ALUMINUM FRAME, PLASTIC SEAT, LOCKABLE FRONT CASTOR.

MAIN PARAMETERS (cm)	MODEL NO.										
	QK897	41	38	45	40	—	—	62X30X42	10.3	4	9.2
	QK898	41	38	40	40	—	—	75X30X40	9.5	6	10.9
	MODEL NO.										
	QK890	42	36	36	86	40	39	75X38X71.5	—	6	12
	QK817	62	50	45	93	42	52	80X60X27	—	1	7
	QK810-B	46	41	40-55	61-76	40	23	50X25.5X65	6.4	1	7.5
	QK696	55	44	7.5	7.5	45-55	78-88	50X21X76	100	7	8.2
	QK894	48	45	44-45	78-88	43	33	50X21X76	6	1	7

MAIN PARAMETERS (cm)	MODEL NO.										
	QK894L	48	45	45-55	78-88	43	33	50X23X76	3.5	1	5
	QK8101	46	44	41-56	60-75	37	18	46X22X70	12.5	2	11.5
	QK810	56	46	41-51	74-84	40	33	60X32X48	12.1	2	13
	QK800	50	45	55	58	40	34	57X40X34	7	1	8
	QK899	48	43	44	78	40	35	79X43X55	16.7	4	18.7
	QK791L	63	40	54	92	40	37	109X32X52	10.5	2	11.7



QK791S



QK798LQ



QK798L



QK790



QK780L



QK797L



QK7972L



QK795L



QK798LQ-A



QK792



QK799L



QK796L



QK793S



QK794L

MAIN PARAMETERS (cm)	MODEL NO.	椅	椅	椅	椅	椅	椅	椅	椅	PCS/CN	G.W. (kg)
	QK791S	41	51	39-49	76-86	37	37	70X56X41.5	8.5	2	10.6
QK798LQ	51	53	41-54	72-85	37-40	35	56X52X45	7.6	2	8.2	
QK798L	42	50	35-45	78-84	30	40	68X19X39	5.9	2	7.1	
QK797L	42	50	35-45	39-49	30	—	60X17X36.5	3.6	2	4.4	
QK7972L	34	32.5	38-56	38-56	32.5	—	35X35X39	3.1	2	3.9	
QK795L	42	50	35-45	39-49	30	—	60X17X36	3.6	2	4.4	
QK799L	45	72	43-53	80-90	41	37	77X22X45	9.3	2	10.2	
QK796L	27	41	14	23	41	—	45X27X19	3.2	2	3.7	

MAIN PARAMETERS (cm)	MODEL NO.	椅	椅	椅	椅	椅	椅	椅	椅	PCS/CN	G.W. (kg)
	QK790	51	41	29-14	29	23	—	50X42X46	6.4	2	7.6
QK780L	23	41	—	18	23	—	83X25X40	8.1	5	9.3	
QK798LQ-A	51	41	34-44	73-83	37	41	59X49X75	7.4	2	8.8	
QK792	50	49	49-59	82-91	37	37	70X56X41.5	8.5	2	10.6	
QK793S	50	51	—	52	37	37	77X56X38.5	8.8	2	10.6	
QK794L	51	53	41-54	72-85	37-40	35	56X52X45	7.6	2	8.2	



QK9144L



QK9141L



QK914L-5''



QK912L-3



QK919L



QK912L-5''

MODEL NO.	⌘	⌘	⌘	⌘	⌘	⌘	⌘ (cm)	N.Wt(kg)	PCS CN	G.W. (kg)
QK9144L	68	46	53	78-90	—	—	62X24X84	7.4	1	9
QK9141L	59	38	—	82-97	—	—	63X25X70	7.7	1	9.2
QK914L-5''	50	47	52-62	79-89	—	—	60X34X89.5	7	2	8.7
QK912L-3	50	44	—	78-96	—	—	58X18X82	5.5	2	6.7
QK919L	47	46	—	78-96	—	—	53X17X81	4.8	2	5.8
QK912L-5''	51	44	—	79-97	—	—	62X18X84	6	2	6.9



QK913L



QK915L



QK961L



QK965L



QK964L-1



QK964L



QK962L-5''



QK9124L



QK9125

MODEL NO.	⌘	⌘	⌘	⌘	⌘ (cm)	N.Wt(kg)	PCS CN	G.W. (kg)
QK913L	47	46	—	78-96	53X17X81	4.8	2	5.7
QK915L	47	47	—	78-96	53X17X81	5.1	2	6.2
QK961L	49	44	43-61	74-92	57X19X79	6.7	2	7.7
QK965L	48	44	—	82-100	57X19X86	5.1	2	6.4
QK964L-1	48	44	—	82-100	57X19X86	5.1	2	6.4
QK964L	48	44	—	82-100	57X19X86	5.1	2	6.4
QK962L-5''	52	64	—	73.5-92	57X27X76	2.3	4	9.2
QK9124L	35	34	—	75-82	43X14.5X76.5	3.2	2	4
QK9125	54	45	—	52-87	62X22X67	8	1	9.1



QK966L(S)



QK963L



QK960



QK9601



QK971



QK970

MAIN PARAMETERS (cm)	MODEL NO.							PCS CN	G.W. (kg)
						(cm)	(kg)		
	QK966L(S)	39	62	—	51-61	52.5X22X63	2.9	2	3.9
	QK963L	71	—	—	54-64	68X29X59	6.6	2	7.9
	QK960	58	45	—	31	54X41X34	2.7	2	5.4
	QK9601	42	39	—	30	39X28X16.5	2.1	1	2.5
	QK971	71	44	52	109-135	77X27X97	9.4	1	11.8
	QK970	68	51-63	—	98-118	82X17X63	12.9	1	14.4



QK910L QK920L QK930L QK9301L QK929L QK939L QK9106L QK9206L QK9306L(14) QK9306L QK948L QK949L



QK935S QK925L(L/M/S) QK9300L QK928L QK9281L QK936L QK583 QK933L QK937L QK923L



多种脚垫任意切换  
可360°旋转  
单脚四脚快速切换  
四脚 单脚

方向支撑 弹簧避震 防滑橡胶脚垫 碳纤维、铝合金、铝合金 机身3种材质可选 ABS照明手柄

一根杖两种用法  
四脚防滑底座与单脚底座随意切换,用起来更省心、更方便




MAIN PARAMETERS (cm)

MODEL NO.	HIGHT (cm)	□ (cm)	N.W. (kg)	G.W. (kg)	PCS CN
QK910L	71-94	94X15X28	0.35	7.9	20
QK920L	71-94	65X15X26	0.36	7.7	20
QK930L	71-94	65X15X27	0.35	7.6	20
QK9301L	71-94	65X15X27	0.35	7.6	20
QK929L	71-94	65X15X26	0.36	7.8	20
QK939L	67-90	63X15X28	0.34	7.3	20
QK9106L	90	94X15X28	0.26	6.3	20
QK9206L	71-94	65X15X26	0.33	7	20
QK9306L(14)	69-92	63X12X25	0.29	6.3	20
QK9306L	69-92	63X12X25	0.29	6.3	20
QK948L	76-86	61X16X26	0.37	8	20
QK949L	76-86	61X16X26	0.37	8	20
QK9300L	75-98	74X33X14	0.4	8.8	20
QK938L(12)	77-100	79X29X18	0.32	7.5	20
QK928L	77-100	79X29X18	0.35	7.9	20
QK9281L	75-98	68X35X18	0.33	7.5	20
QK9280L	75-98	68X35X18	0.33	7.4	20
QK936L	120	42X12X26	0.22	5	20
QK9361L	120	42X12X26	5	5.6	20
QK583	81	84X35X25	0.33	10.9	30
QK933L	95-126	95X29X31	0.57	12.1	20
QK937L	96-119	100X30X30	0.53	11.5	20
QK923L	86-117	86X26X29	0.52	11.3	20
QK926	74-97	78X29X36	0.76	8.7	10
QK946S	74-97	78X29X43	0.85	9.5	10
QK932	74-97	78X29X43	0.88	9.7	10

MAIN PARAMETERS (cm)

MODEL NO.	HIGHT (cm)	□ (cm)	N.W. (kg)	G.W. (kg)	PCS CN
QK941	72-95	81X36X45	0.9	10.7	10
QK942S	74-97	78X29X43	0.85	9.7	10
QK9321	67-92	72X26X35	0.67	7.7	10
QK945	73-88	79X34X44	0.78	8.8	10
QK9322	72-97	78X29X43	0.81	9.3	10
QK946A	74-97	78X29X43	0.85	9.5	10
QK924	65-88	72X30X34	0.8	9.2	10
QK921	72-95	79X34X44	0.87	10.4	10
QK924L	65-88	72X30X34	0.52	6.4	10
QK921L	74-97	83X41X46	0.74	9.4	10
QK934	65-88	72X30X34	0.78	9.1	10
QK931	72-95	79X34X44	0.9	10.6	10
QK9212L	70-88	78X29X36	5	0.5	10
QK931L	74-97	83X41X46	0.74	9.4	10
QK947	72-95	78X29X36	0.77	8.8	10
QK9411L	75-95	61X34X34	3.4	4.3	4
QK9412L	70-90	64X27X27	3.2	4.2	4
QK9413L	72-92	64X27X25	3.2	4.1	4
QK9414L	70-93	76X39X23	5.0	6.2	8
QK9243	66-89	70X21X44	7.3	8.5	8
QK9221	73.5-96	78X29X43	0.79	9.1	10
QK935S	95-115	101X33X29	1.3	27	20
QK911L	84	85X26X40	0.87	9.7	10
QK925L(L)	135-155	140X33X29	0.88	19.7	20
QK925L(M)	115-135	119X33X29	0.82	18.4	20
QK925L(S)	95-115	101X33X29	0.73	16.7	20





D43 D44 D45 D46 D48 D49



D50 D51 D52 D54 D53



01L 02L 03L 04L 05L 06L 07L 08L



QK302

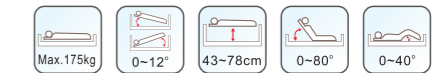


QK301



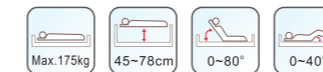
**QK3238W**

- 5 FUNCTIONS ELECTRIC INCLINABLE BED
- NET METAL BED PANEL
- FOLDABLE ALUMINUM GUARDRAIL
- POWDER COATING MILD STEEL FRAME
- DETACHABLE ABS HEAD AND FOOT BOARD
- PEDAL LOCKING CASTOR
- PACKING SIZE:209X102X49
- OVER ALL SIZE:212X96



**QK3230W**

- 3 FUNCTIONS ELECTRIC BED
- NET METAL BED PANEL
- FOLDABLE ALUMINUM GUARDRAIL
- POWDER COATING MILD STEEL FRAME
- DETACHABLE ABS HEAD AND FOOT BOARD
- PEDAL LOCKING CASTOR
- PACKING SIZE:209X102X49
- OVER ALL SIZE:212X96



**QK3220W**

- 2 FUNCTIONS ELECTRIC BED
- NET METAL BED PANEL
- FOLDABLE ALUMINUM GUARDRAIL
- POWDER COATING MILD STEEL FRAME
- DETACHABLE ABS HEAD AND FOOT BOARD
- PEDAL LOCKING CASTOR
- PACKING SIZE:209X102X28
- OVER ALL SIZE:212X96





**QK3020W**

- 2 FUNCTION MANUAL BED

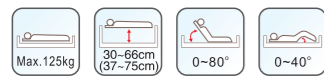


**QK3010W**

- ONE FUNCTION MANUAL BED

**QK3030W**

- MANUAL THREE FUNCTIONS, METAL NET PANEL
- POWDER COATING STEEL FRAME
- PEDAL LOCKING CASTORS
- OPTIONAL ACCESSORIES: MATTRESS, FOOD TABLE, I.V. POLE,
- PACKING SIZE: 209X92X25(209X102X41)
- OVER ALL SIZE: 212X96



**(QK80102)  
QK-E2**  
Over Bed Table With Spring  
Max loading weight:15KG  
Packing size:800x410x130mm  
N.W.:4KG G.W.:5KG



**QK-F2**  
Stainless Steel Foot Stool  
Packing size :620\*430\*680mm  
2PCS/CTN  
N.W.:10KG



**(Qk80101)  
QK-E1**  
Simple Over Bed Table  
Max loading weight:15KG  
Packing size:800x480x130mm



**QK-F3**  
Stainless Steel Foot Stool  
Size:380x280x270mm  
Packing:49x33x33mm  
N.W.:5.8KG



**QK-G2**  
I.V Stand with 5 Plastic Wheels  
Size:1130-1975mm  
Packing:1200x400x300mm  
500x500x400mm  
N.W.:3KG



**QK-G7**  
I.V Stand with 5 Wheels Chromed Steel Base  
Size:1130-1900mm  
Packing:1200x400x300mm  
500x500x330mm  
N.W.: 2.8KG



**QK-P1**  
2 Folding Stainless Steel Ward Screen  
Size: 600x1800mm per screen  
Packing size: 1770x620x100mm  
N.W.: 7KG



**QK-P2**  
3 Folding Stainless Steel Ward Screen  
Size: 600x1800mm per screen  
Packing size: 1770x620x140mm



**QK-P3**  
4 Folding Stainless Steel Ward Screen  
Size: 600x1800mm per screen  
Packing size: 1770x620x190mm



- |                             |  |                                     |  |  |  |  |                                       |                                    |   |
|-----------------------------|--|-------------------------------------|--|--|--|--|---------------------------------------|------------------------------------|---|
| (A1) 3" CASTOR              | (B8) 8" SOLID WHEEL SET                          | (B21) 9" PNEUMATIC CASTOR           | (A29) 16" PNEUMATIC SPOKE WHEEL SET          | (C38) 24" SOLID SPOKE WHEEL SET                        | (D44) FOAM HANDLE FOR CRUTCH             | (D63) DENSITY POLYETHYLENE ARMREST PAD       | (F79) SMALL T-SHAPE FOOTPLATE         | (E92) BRAKE SET WITH PLASTIC COVER | (H101) FULL LENGTH ARMREST PAD              |
| (A2) 5" SOLID CASTOR        | (B9) 8" PU WHEEL SET                             | (B23) 8" RUBBER FOAM CASTOR         | (A30) 12.5" 5-SPOKE RUBBER FOAM REAR WHEEL   | (C39) 22" PU SPOKE WHEEL SET                           | (D45) FOAM HANDLE FOR WALKER             | (F64) Φ 25MM ELEVATING FOOTREST              | (F80) JAPANESE TYPE PLASTIC FOOTPLATE | (E93) ALUMINUM LOCK SET            | (H102) ELEVATING INCLINED ARMREST PAD       |
| (A3) 4" SOLID CASTOR        | (B10) 3" SOLID BACK SUPPORT WHEEL SET            | (B24) 8" PU CASTOR SET              | (A31) 12.5" 10-SPOKE RUBBER FOAM REAR WHEEL  | (C40) 24" PU SPOKE WHEEL SET                           | (D46) FOAM SUPPORT FOR CRUTCH            | (F65) Φ 25MM ELEVATING FOOTREST              | (F81) PLASTIC FOOTPLATE               | (E94) STEEL LOCK SET               | (H103) COMPLETED PU PAD DESK LENGTH ARMREST |
| (A4) 6" SOLID CASTOR        | (B11) ADJUSTABLE ANTI WHEEL SET                  | (B25) 4" SOLID CASTOR SET           | (A32) 12" RUBBER FOAM MAG WHEEL              | (C41) 24" SOLID MAG WHEEL SET                          | (D47) PU FOOTREST PAD                    | (F66, 67) Φ 22MM ELEVATING FOOTREST          | (F82, 83) ALUMINUM FOOTPLATE          | (E95) ALUMINUM FORK                | (H104) EXTRA LENGTH STEEL ARMREST SET       |
| (A5) 6" PNEUMATIC CASTOR    | (B12) 6" WHEEL SET WITH ALUMINUM FORK            | (A20) 8" PVC WHEEL SET              | (A33) 14" PNEUMATIC REAR WHEEL               | (C42) 24" PU MAG WHEEL SET                             | (D48, 49, 50, 51, 52, 53, 54) RUBBER TIP | (F68, 69) Φ 25MM ALUMINUM ELEVATING FOOTREST | (F84) RUBBER MAT FOOTPLATE            | (E96) DRUM BRAKE WHEEL HUB         | (H105) EXTRA LENGTH ALUMINUM ARMREST SET    |
| (A6) 6"x1.5" SOLID CASTOR   | (B13) 6" SOLID WHEEL SET                         | (A21) 8" PU WHEEL                   | (C30) 22" PNEUMATIC SPOKE WHEEL SET          | (C43) 16" 3-SPOKE PU WHEEL SET                         | (D55) SHORT PU ARMREST PAD               | (F70, 71) Φ 22MM DETACHABLE FOOTREST         | (F85) EUROPEAN TYPE PLASTIC FOOTPLATE | (E97, 98) QUICK RELEASE HUB        | (H106) ELEVATING ARMREST PAD                |
| (A7) 5" PVC CASTOR          | (B14) 4" SOLID WHEEL SET                         | (A22) 8" PNEUMATIC WHEEL            | (C31) 20" PNEUMATIC SPOKE WHEEL SET          | (C44) 24" 3-SPOKE PU WHEEL SET FOR ELECTRIC WHEELCHAIR | (D56) LONG PU ARMREST PAD                | (F72) Φ 22MM DETACHABLE FOOTREST             | (F86) BEARING FOR FRONT CASTOR        | (E99) Φ 65 DRUM BRAKE              | (D107) TOILET SEAT WITH COVER               |
| (A8) 6" PVC CASTOR          | (B15) 4" SOLID WHEEL WITH BRAKE                  | (A23) 8" SOLID WHEEL                | (C32) 22" DRUM BRAKE PNEUMATIC MAG WHEEL SET | (C45) PU REAR WHEEL WITH DRUM BRAKE(20" , 22" , 24" )  | (D57) INCLINED SHORT PU ARMREST PAD      | (F73) Φ 25MM DETACHABLE FOOTREST             | (F87) BEARING FOR REAR WHEEL          | (E100) ALUMINUM BRAKE FOR FS722LF4 | (D108) PLASTIC COMMODE SEAT                 |
| (B4) 5" PVC WHEEL SET       | (B16) 6" SOLID WHEEL WITH BRAKE                  | (A24) 8" RUBBER FOAM WHEEL          | (C33) 16" PU WHEEL SET                       | (C46) 24" PNEUMATIC WHEEL SET FOR ELECTRIC WHEELCHAIR  | (D58) INCLINED LONG PU ARMREST PAD       | (F74) Φ 22MM DETACHABLE FOOTREST             | (F88) FOLDABLE PUSH BAR               | (E101) ALUMINUM BRAKE FOR AU869L   | (D109) COMMODE SEAT CUSHION                 |
| (B5) 6" PVC WHEEL SET       | (B17) 5" SOLID WHEEL SET                         | (A25) 12" RUBBER FOAM DRIVE WHEEL   | (C34) 22" SOLID SPOKE WHEEL SET              | (D43) FOAM HANDLE FOR STICK                            | (D59) SHORT PVC ARMREST PAD              | (F75, 76) ALUMINUM DETACHABLE FOOTREST       | (E89) ALUMINUM LOCK SET               | (E103) ALUMINUM BRAKE FOR FS723LF1 | (D110) COMMODE PAN                          |
| (B6) 8" PVC WHEEL SET       | (B18) 5" SOLID WHEEL WITH BRAKE                  | (A26) 12" PNEUMATIC MAG WHEEL SET   | (C35) 22"/24" PLASTIC HAND RIM               |  | (D60) LONG PVC ARMREST PAD               | (F77) ALUMINUM DETACHABLE FOOTREST           | (F89) EUROPEAN TYPE ALUMINUM LOCK SET | (H100) DESK ARMREST SET            | (D111) COMMODE BUCKET                       |
| (B7) 8" PNEUMATIC WHEEL SET | (B19) 5" SOLID WHEEL WITH PLASTIC FORK           | (A27) 12" PNEUMATIC SPOKE WHEEL SET | (C36) 24" PNEUMATIC SPOKE WHEEL SET          |  | (D61) CANVAS LONG ARMREST PAD            | (F78) T-SHAPE FOOTPLATE                      | (E90) ALUMINUM LOCK SET               |                                    |   |
|                             | (B20) 5" SOLID WHEEL WITH PLASTIC FORK AND BRAKE | (A28) 16" PNEUMATIC MAG WHEEL SET   | (C37) 24" PNEUMATIC MAG WHEEL SET            |  | (D62) PLASTIC LONG ARMREST PAD           |  | (E91) STEEL HUB                       |                                    |   |



**QK882** ▾



**QK8881** ▾



**QK880** ▾



**QK668B** ▾



**QK666B-100/50** ▾



**QK661B** ▾



**QK662B** ▾



**QK663B** ▾



**QK664B** ▾



**QK665B** ▾



**D110** ▾




**D111** ▾



**D114** ▾



**D115** ▾



**D108** ▾



**D109** ▾



**D112** ▾



**D113** ▾




**D107** ▾



**QK118900** ▾



**QK7911S(12",16",24")** ▾




**QK7905SF1** ▾

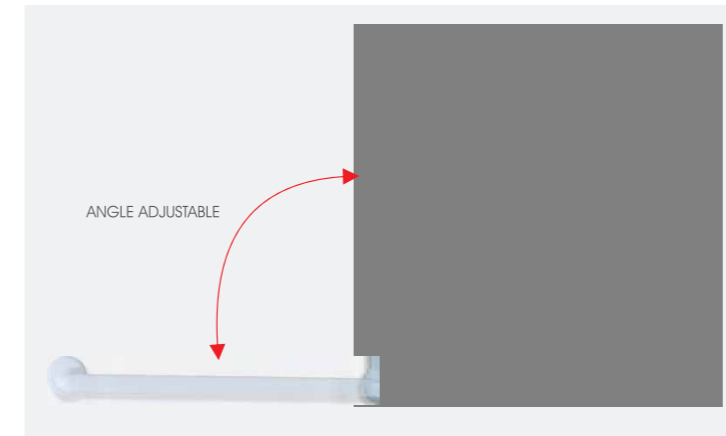


**QK7901B** ▾

L300/L400/L500



**PLASTIC ADAPTER** ▾



**QK7902B** ▾

L500/L400



**QK7903B** ▾



**QK7904S** ▾



**QK7902S** ▾



**QK7904B** ▾